

Technical Corner

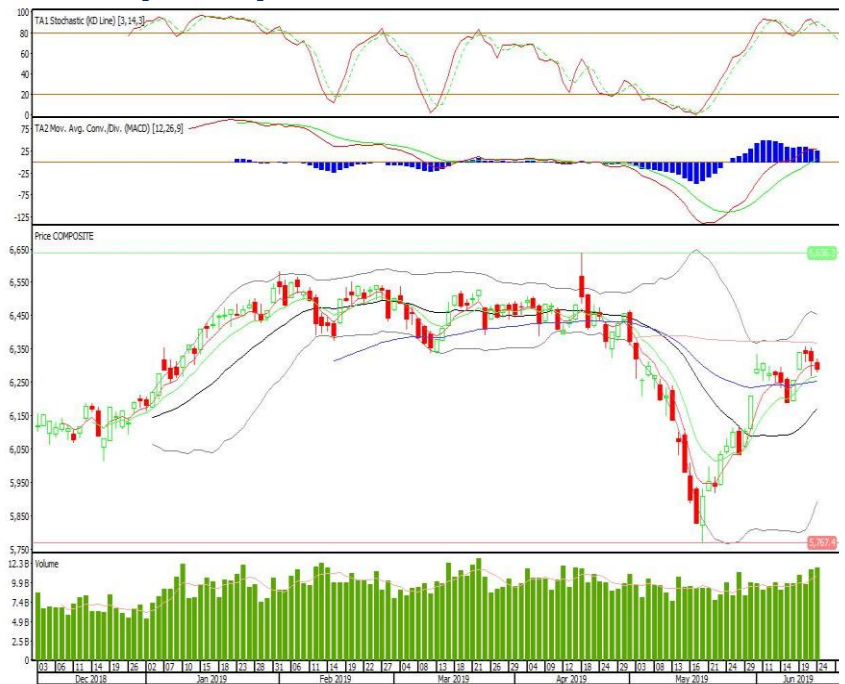
25 Juni 2019

IHSG

Range: 6.255-6.320

---Indeks ditutup di bawah EMA5 dan membentuk pola small bearish candle, stochastic overbought dan MACD histogram convergence positif. Target pelemahan indeks pada level 6.255 kemudian 6.230 dengan resist di level 6.320 dan 6.355.

IHSG (6.288)



Wijaya Karya

Rekomendasi: Buy

---Candle ditutup di atas EMA10 dan membentuk pola spinning top yang merupakan sinyal indecision, stochastic netral dan MACD histogram convergence positif. Target kenaikan harga pada level 2.390 kemudian 2.440 dengan support di level 2.310, cut loss jika break 2.270.

WIKA (2.350)



**Media Nusantara Citra**

**Rekomendasi: Buy**

---Candle di tutup di atas EMA50 dan membentuk pola inverted hammer yang merupakan sinyal bullish reversal, stochastic netral sedangkan MACD histogram divergence positif. Target kenaikan harga pada level 1.030 kemudian 1.060 dengan support di level 970, cut loss jika break 945.

**MNCN (1.000)**



**Bank Central Asia**

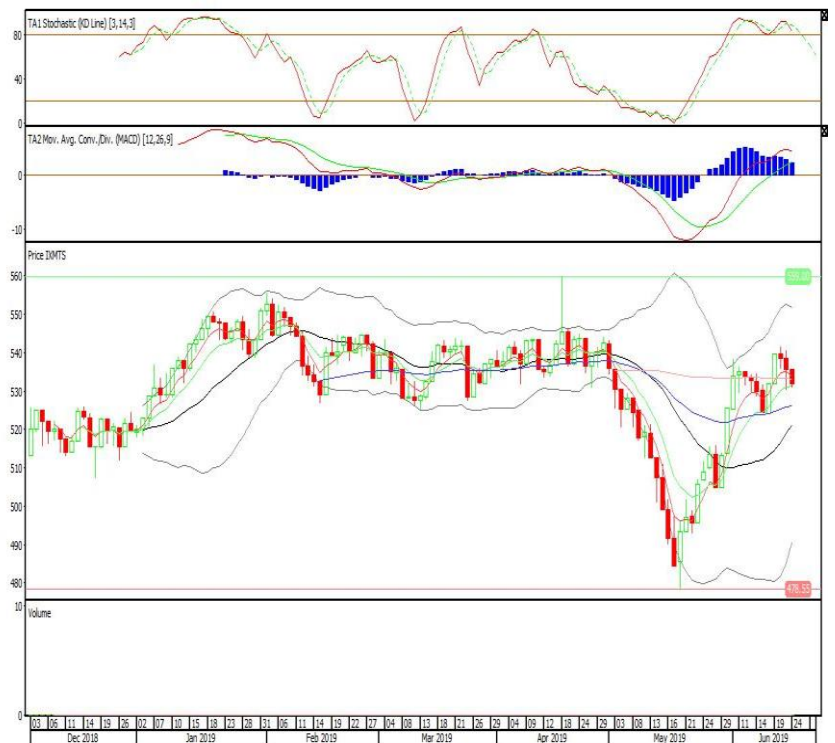
**Rekomendasi: Buy on Weakness**

---Candle ditutup dibawah EMA5 dengan membentuk pola small bearish candle, stochastic netral, MACD histogram convergence positif. Target harga beli pada level 29.275 dengan resist di level 29.475 dan 29.575.

**BBCA (29.375)**



### XMTS (531)

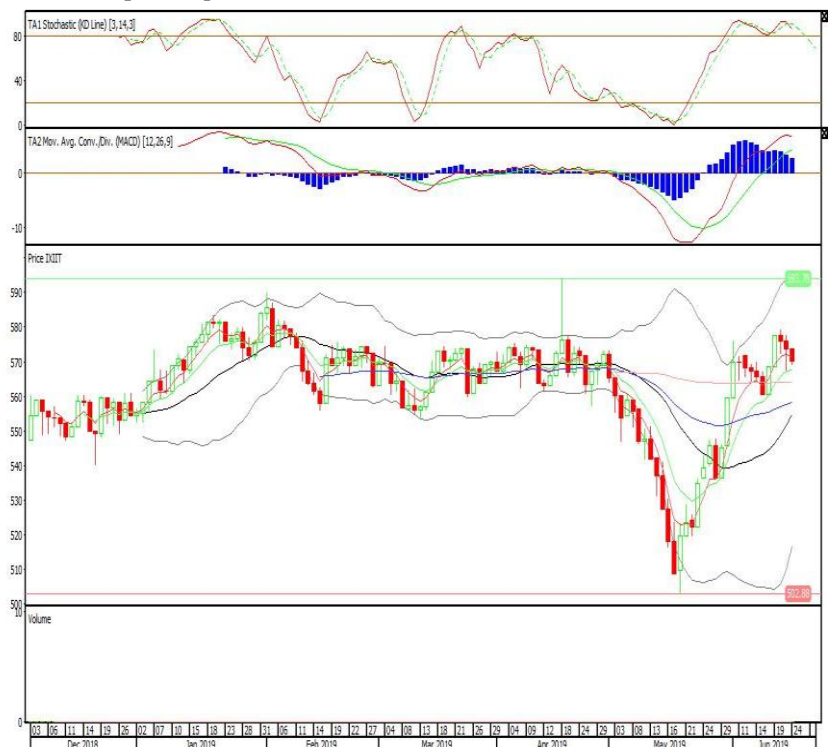


#### ETF MNC36 Likuid

**Rekomendasi: SELL**

---Candle ditutup dibawah EMA5 dengan membentuk pola black opening marubozu yang merupakan sinyal bearish continuation, stochastic overbought, MACD histogram convergence positif. Target pelemahan harga pada level 528 kemudian 524 dengan *resist* di level 535 dan 539.

### XIIT (570)



#### Premier ETF IDX30

**Rekomendasi: SELL**

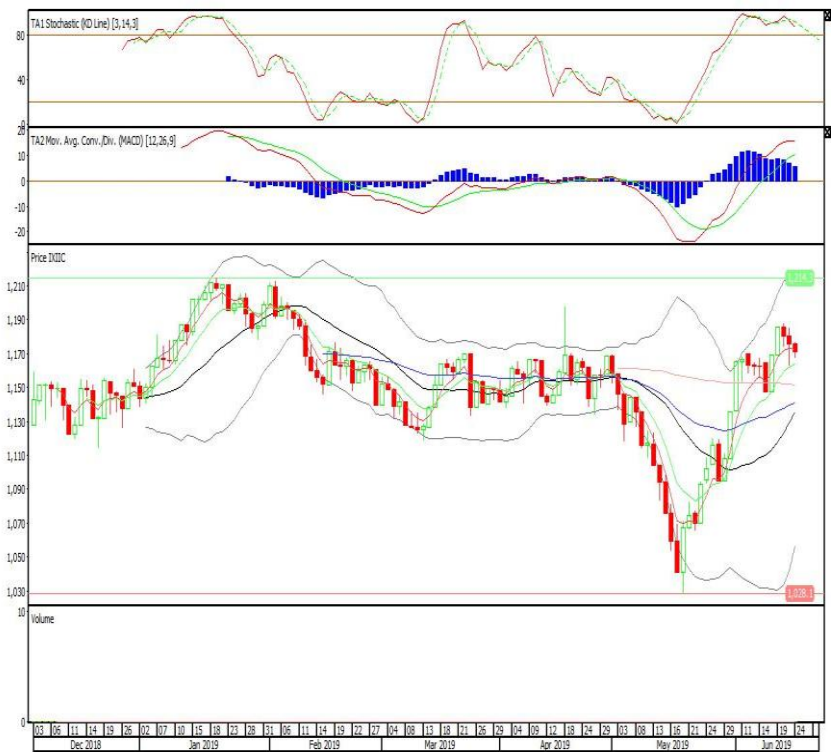
---Candle ditutup dibawah EMA5 dengan membentuk pola black opening marubozu yang merupakan sinyal bearish continuation, stochastic overbought, MACD histogram convergence positif. Target pelemahan harga pada level 566 kemudian 562 dengan *resist* di level 573 dan 577.

Premier ETF Indonesia Consumer

**Rekomendasi: SELL**

---Candle ditutup dibawah EMA5 dengan membentuk pola long black marubozu yang merupakan sinyal bearish continuation, stochastic overbought, MACD histogram convergence positif. Target pelemahan harga pada level 1.167 kemudian 1.162 dengan resist di level 1.175 dan 1.180.

**XIIC (1.171)**



**Head Office****PT INDO PREMIER SEKURITAS**

Wisma GKBI 7/F Suite 718

Jl. Jend. Sudirman No.28

Jakarta 10210 - Indonesia

p +62.21.5793.1168

f +62.21.5793.1167

**ANALYSTS CERTIFICATION.**

The views expressed in this research report accurately reflect the analyst's personal views about any and all of the subject securities or issuers; and no part of the research analyst's compensation was, is, or will be, directly or indirectly, related to the specific recommendations or views expressed in the report.

**DISCLAIMERS**

This research is based on information obtained from sources believed to be reliable, but we do not make any representation or warranty nor accept any responsibility or liability as to its accuracy, completeness or correctness. Opinions expressed are subject to change without notice. This document is prepared for general circulation. Any recommendations contained in this document does not have regard to the specific investment objectives, financial situation and the particular needs of any specific addressee. This document is not and should not be construed as an offer or a solicitation of an offer to purchase or subscribe or sell any securities. PT. Indo Premier Sekuritas or its affiliates may seek or will seek investment banking or other business relationships with the companies in this report.